


PPD® has the Right NASH Experience for a Competitive Environment




The competitive landscape for NASH and NAFLD product development is rapidly growing with multiple studies already running or ready to begin. To maximize enrollment potential, it is important to get a study started as fast as possible. PPD has an experienced team of NASH/NAFLD medical and operational leaders to get your NASH study on the path to success quickly.



38
NASH/NAFLD
studies



Over
600 sites
involved



2,400
patients

LEADING SITE AND PATIENT ACCESS



350 NASH
investigators
IN OUR GLOBAL
DATABASE

Strong network of sites WITH NASH EXPERIENCE IN THE U.S. AND EUROPE




70K+ respondents
WITH SELF-REPORTED
FATTY-LIVER DISEASE
INCLUDING CONDITIONS
ASSOCIATED WITH
NASH AND NAFLD IN
OUR DATABASES

Pathway to Success – From Start to Finish

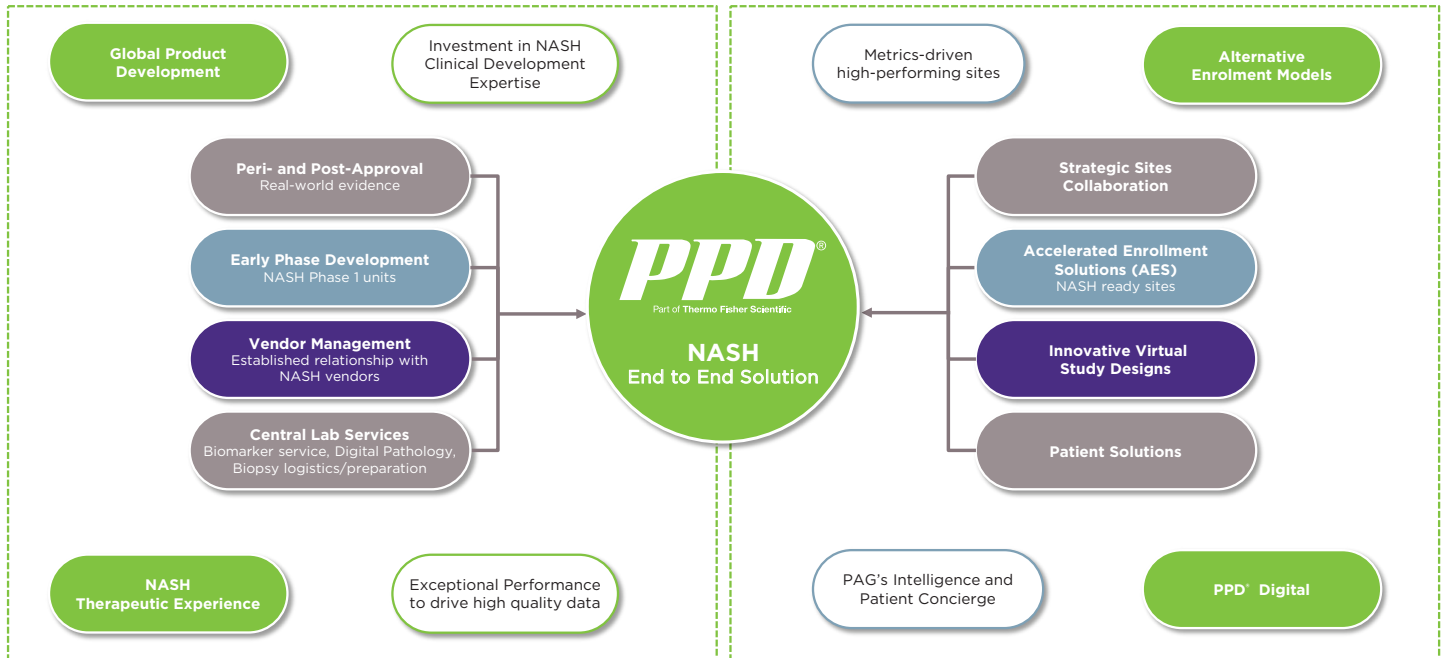
Given the current development landscape and the potential need for invasive biopsies, recruitment for NASH studies faces strong competition and potentially high screen failure rates. **PPD is the right partner to help you successfully navigate these challenges from early development through post-approval.**

- NAFLD/NASH experience since 2010
- A deep understanding of the medical and regulatory requirements and the ability to provide consultation on all aspects of your study, including endpoints, protocol development and site strategy
- Rapid startup with known NASH sites and our dedicated sites with NASH experience
- Strong site relationships and experience with fast enrolling sites
- Refined patient pathway for an efficient diagnosis process including evaluation for the use of potential non-invasive assessments
- Retention planning through patient concierge services
- Sophisticated de-centralized trial solutions making challenging trials appeal to patients
- Experience with Fibroscan and imaging techniques such as MRI-PDFF and MRE, and established relationships with vendors such as Echosense, Perspectum and speciality labs for noninvasive biomarkers
- Handling of managing liver biopsies and processing with a full-service central labs support for rapid biopsy logistics and preparation

PPD Expertise and Experience

NASH is a complicated disease that requires a broad range of expertise to operationalize. PPD can offer an end-to-end solution; from early development to commercialization. PPD's integrated NASH model offers a range of solutions and highly skilled professionals to meet all your study needs.

PPD Integrated NASH Platform – End to End Solution



DIVERSITY AND BREADTH OF SOURCES TO DRIVE SUCCESSFUL STUDY EXECUTION AS AN EXTENSION OF **YOUR TEAM**

PPD's NASH Experienced Staff



270 CRAs globally with NASH experience



40+ clinical team managers



22+ project managers



5 board-certified gastroenterologists

PPD is one of the leading CROs in NASH. Whether you are in early strategic planning or clinical development, PPD stands ready to partner with you to move your NASH treatments forward.